



Manulife
Investment Management

Manulife Asia Technology Fund

Capturing *exponential growth*
opportunities in Asia's technology
market

☎ (03) 2719 9271
🌐 manulifeim.com.my

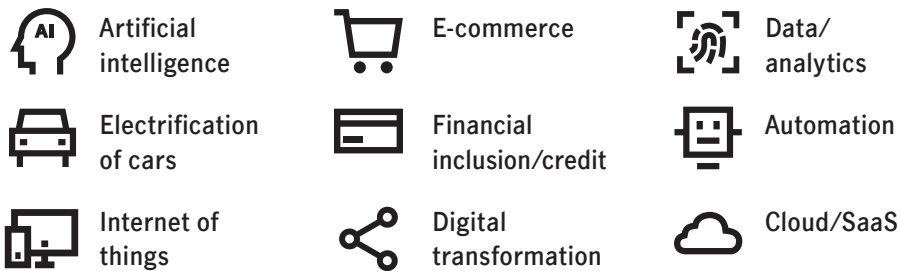
Scan QR code to visit our website



Why invest in Asia's technology equities?

The supply chain of tech is the supply chain of the future

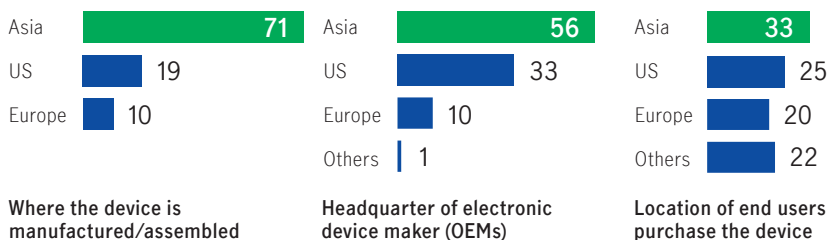
Secular growth and demand for new technologies create potential opportunities at each level of the ecosystem.



Asia is pivotal to the global semiconductor value chain

Asia leads the way in the design, manufacturing, and consumption of semiconductor products.

Global semiconductor sales by geographic region, 2019 (%)

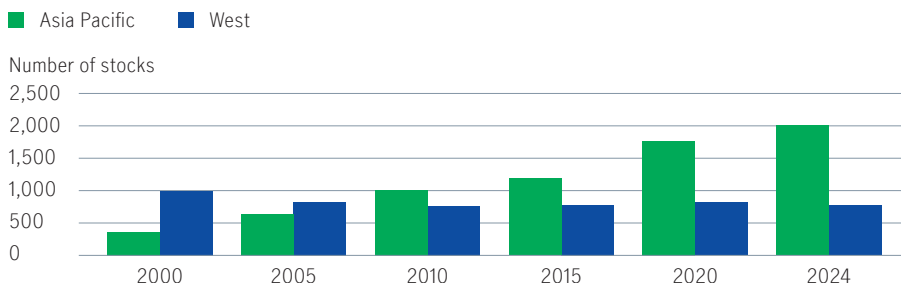


Sources: Boston Consulting Group, Semiconductor Industry Association, Gartner, IDC, Wellington Management as of April 2021 | Wellington has reviewed the above research and believes the findings are still valid even without the inclusion of more current data.

Asia has pulled ahead in tech investment opportunities

The growth of Asian technology companies has outpaced the West.

Tech companies greater than USD 100 million in market capitalisation



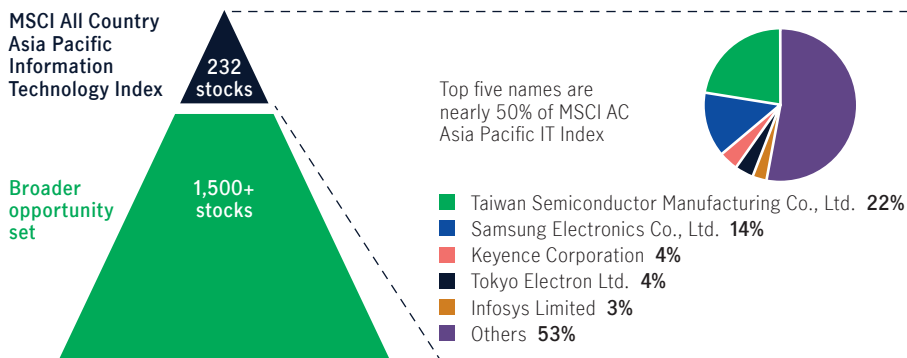
Source: FactSet, Wellington Management as of April 2024 | FactSet geographic universe, information technology and internet software/services/retail companies greater than USD 100 million in market capitalisation.

Potential growth beyond index leaders

Broader investment opportunities abound in the thriving Asian technology market.

Many funds choose to invest in the top 232 stocks MSCI All Country Asia Pacific Information Technology Index. Of these, almost 50% of funds are invested in just 5 tech companies. That leaves untapped investment opportunities within the remaining 1500+ stocks.

Total Asia Tech equity universe >1,700¹



¹ Stocks classified as information technology and internet software/services | Sources: MSCI, FactSet, Wellington Management | As of 29 December 2023 | The securities shown were selected because they are the top five holdings in the MSCI AC Asia Pacific IT Index. The specific securities identified are not representative of all of the securities purchased, sold, or recommended for clients. It should not be assumed that an investment in the securities identified has or will be profitable. Actual holdings will vary for each client and there is no guarantee that a particular client's account will hold any or all of the securities listed.

Asia Tech companies are still largely underappreciated

While market capitalisation in the global technology universe is concentrated in Western large cap companies, technology companies in Asia Pacific which are smaller and more nimble offer exponential growth potential.

Early stage innovation :

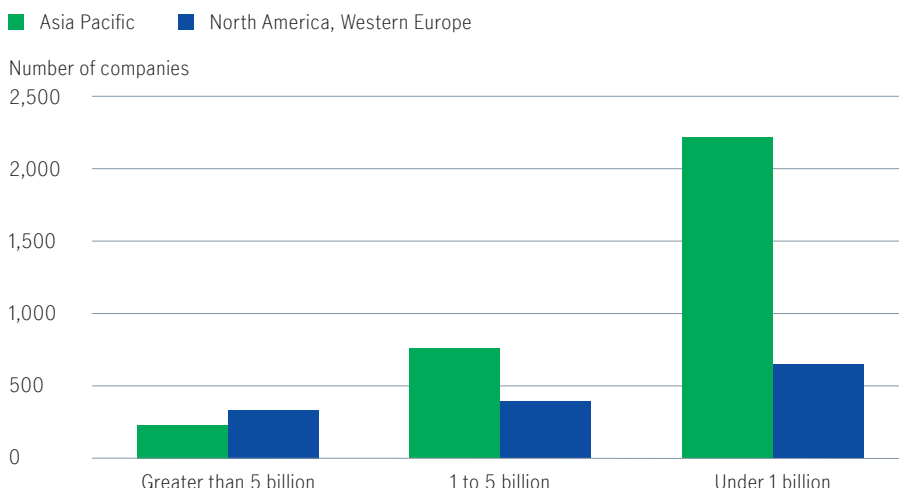
Asia Tech, which mostly consists of smaller cap companies, are often at the forefront of innovation.

Under the radar Gems :

Historically, the Wellington Asia Technology Fund has seen that small-mid cap exposures (those in the <USD 10 billion market cap range) were major contributors to the Fund's relative performance during periods when markets were positive, such as during the period 2019–2021.

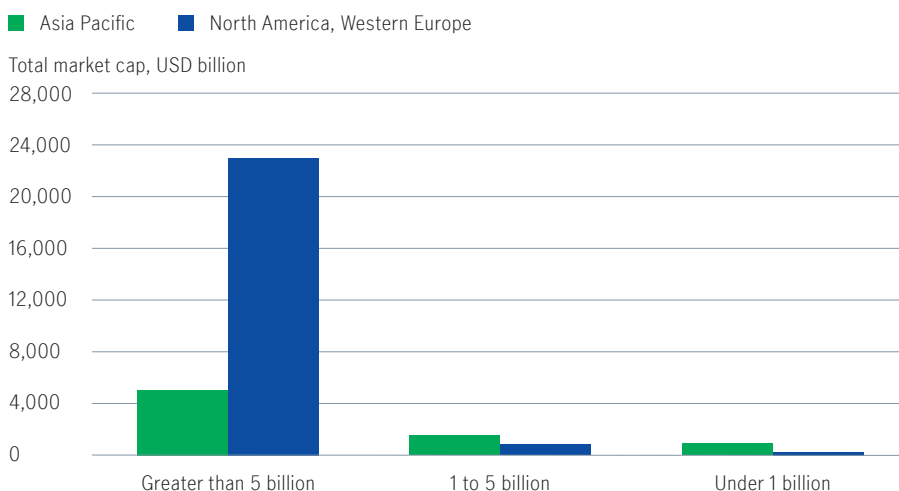
Asia Pacific has more tech companies under USD 5 billion

(regional difference by USD market cap)



Asia Pacific market cap trails North America and Western Europe

(regional difference by USD market cap)



Sources: FactSet, Wellington Management as of April 2024 | FactSet geographic universe, information technology, broadband retail, internet retail, consumer electronics, entertainment, interactive media & services, media, industrial machinery, professional services, and transactions & payment processing companies greater than USD 100 million in market capitalisation.

Why Manulife Asia Technology Fund?

Differentiated exposure to Asia Tech

- Investments beyond the traditional IT sector
- Non-index names have historically been 40-50% of our exposure
- 30-40% of our portfolio have historically been invested in <USD 10 billion market cap

Specialist, deep, differentiated industry insight

- Portfolio Manager with over 16 years of experience investing in technology
- Our team of three in Asia has an average of over 13 years of experience in the investment industry
- Bottom-up stock selection is the cornerstone of our investment process

Global technology team & firm resources

- The Asia-based investment team is supported by the broader global technology team
- Access to the wider firm's extensive resources

Tailored to suit investors with longer term outlook

- Suits patient, long-term investors
- Investment horizon of 3-to-5 years in an industry experiencing secular growth
- Low to moderate turnover

Key fund information

Name of the fund	Manulife Asia Technology Fund (“The Fund”)		
The Manager	Manulife Investment Management (M) Berhad 200801033087 (834424-U)		
Fund category	Feeder fund		
Base currency	USD		
Investment objective	The Fund aims to provide capital appreciation by investing in one collective investment scheme, with investment focus in equities of technology-related companies in the Asia region.		
Investor profile	The Fund is suitable for investors who: <ul style="list-style-type: none"> • seek capital appreciation; • have a long-term investment horizon; and • wish to seek investment in technology-related companies in Asia. 		
Investment policy and strategy	The Fund will invest at least 85% of the Fund’s NAV in Class S USD of the Wellington Asia Technology Fund (the “Target Fund”), and the remaining NAV of the Fund will be invested in liquid assets such as money market instruments (including fixed income securities which have a remaining maturity period of less than 365 days), placement of short-term deposits with financial institutions for liquidity purposes and/or derivative for hedging purposes.		
Performance benchmark	There is no benchmark for the Fund. As the Fund is a feeder fund, the Fund aims to mirror the performance of the Target Fund, which uses a customised index as the reference benchmark.		
Class	A (USD) Class, A (RM) Class and A (RM-Hedged) Class		
Initial offer price	A (USD) Class	USD0.5000	
	A (RM) Class	RM0.5000	
	A (RM-Hedged) Class	RM0.5000	
Initial offer period	Twenty-one (21) days from 19 June 2024 to 9 July 2024		
Sales charge	Distribution channels	Sales charge	
	IUTA		
	UTC	Up to 5.00% of the NAV per Unit	
	Manager		
Annual management fee	Up to 1.80% of the NAV of the Fund per annum calculated and accrued on a daily basis.		
Annual trustee fee	0.04% per annum of the NAV of the Fund (including local custodian fees but excluding foreign custodian fees and charges).		
Minimum initial investment		Walk-in	Online transaction
	A (USD) Class	USD2,000.00	Not available
	A (RM) Class	RM2,000.00	RM200.00
	A (RM-Hedged) Class	RM2,000.00	RM200.00
	or such other lower amount as the Manager may from time to time decide.		
Minimum additional investment		Walk-in	Online transaction
	A (USD) Class	USD1,000.00	Not available
	A (RM) Class	RM1,000.00	RM100.00
	A (RM-Hedged) Class	RM1,000.00	RM100.00
	or such other lower amount as the Manager may from time to time decide.		
Distribution policy	A (USD) Class, A (RM) Class and A (RM-Hedged) Class - Distribution of income, if any, is incidental.		
Financial year end	30 June		

Disclaimer:

The above information has not been reviewed by the Securities Commission Malaysia (SC) and is subject to the relevant warning, disclaimer, qualification or terms and conditions stated herein. Investors are advised to read and understand the contents of the Prospectus of Manulife Asia Technology Fund dated 19 June 2024 and all the respective Product Highlights Sheet(s) (collectively, the “Offering Documents”), obtainable at our offices or website, before investing. The Offering Documents have been registered with the SC, however the registration with the SC does not amount to nor indicate that the SC has recommended or endorsed the product. There are risks involved with investing in unit trust funds; wholesale funds and/or Private Retirement Schemes. Some of these risks associated with investments in unit trust funds; wholesale funds and/or Private Retirement Schemes are interest rate fluctuation risk, foreign exchange or currency risk, country risk, political risk, credit risk, non-compliance risk, counterparty risk, target fund manager risk, liquidity risk and interest rate risk. For further details on the risk profile of all the funds, please refer to the Risk Factors section in the Offering Documents. The price of units and income distribution may go down as well as up. Investors should compare and consider the fees, charges and costs involved. Investors are advised to conduct own risk assessment and consult the professional advisers if in doubt on the action to be taken.